

# Wave, handle kit for rebated doors - cylinder hole



## Description

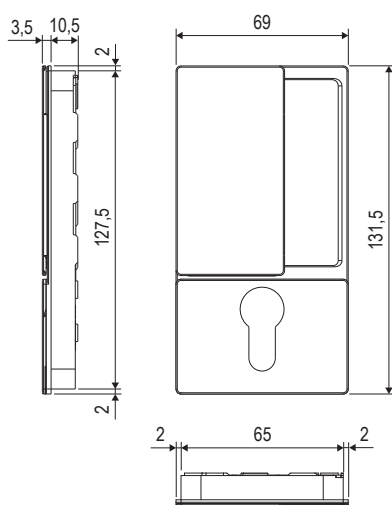
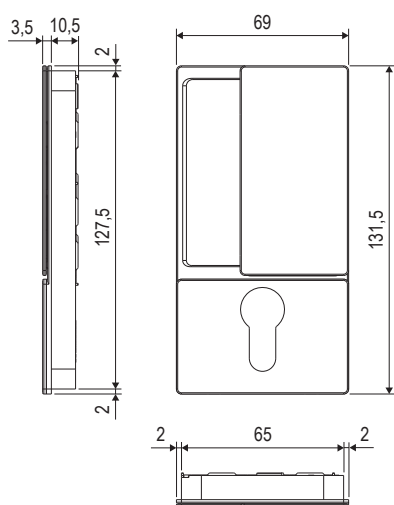
Patented flush handle with axial movement in cylinder version, easy to be installed and used.





## Use

To be coupled with Polaris Wave in all the applications where it is required a flush handle (in-line doors, wooden walls, etc) even on doors that have been already drilled for a traditional lock.

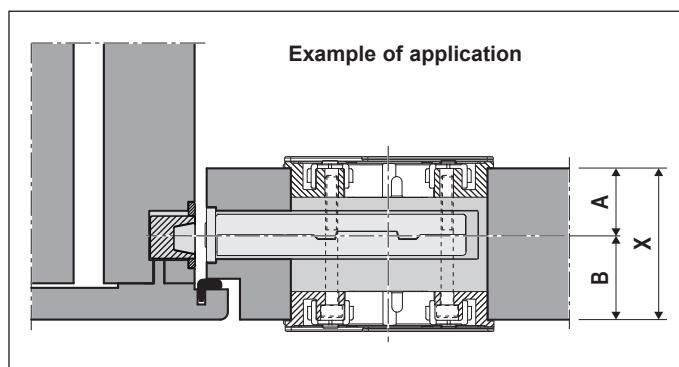
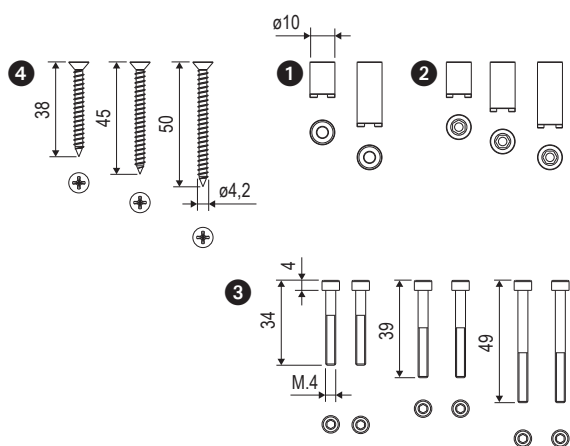
## Fastening

Make reference to the assembly installation and application fields.








ACCESSORIES CHOICE							
Sash details			Accessories				
X	A	B					
38	19	19	13	13	30	38	
40	19/20	21/20	13	13	35	38	
44	19	25	13	18,7	35	45	
45	19	26	13	18,7	35	45	
50	19,5	30,5	13	25,2	45	50	
50	22	28	13	18,7	45	45	
55*	21	34	13	25,2	45	50	

\* Not possible for WC hub version.



## Content of the kit

				
2	M4x34 M4x39 M4x49	4x38 4x45 4x50	L13 L24,7	L13 L18,7 L25,2

## Order Specifications

Article
B30003.00.XX

**Note.** Refer to the price list in force to check the availability of the finishes.