



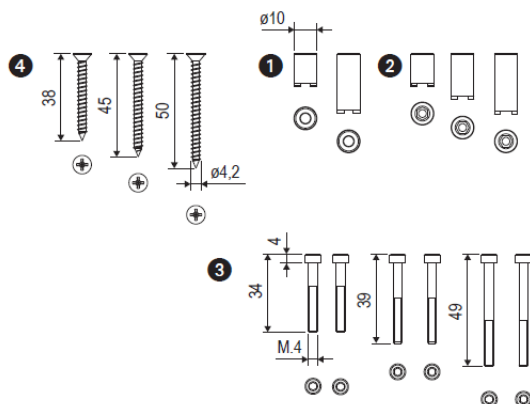
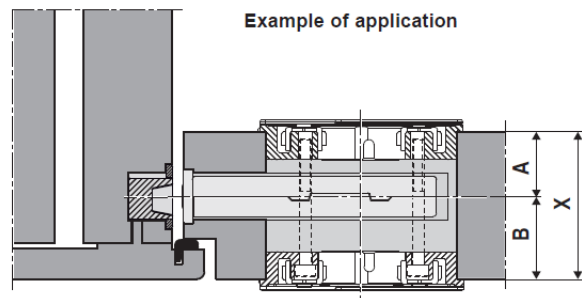


ACCESSORIES CHOICE						
Sash details			Accessories			
X	A	B				
38	19	19	13	13	30	38
40	19/20	21/20	13	13	35	38
44	19	25	13	18,7	35	45
45	19	26	13	18,7	35	45
50	19,5	30,5	13	25,2	45	50
50	22	28	13	18,7	45	45
55 +	21	34	13	25,2	45	50






+ Not possible for WC hub version.



Example of application



Content of the kit

				
2	M4x34 M4x39 M4x49	4x38 4x45 4x50	L13 L24,7	L13 L18,7 L25,2